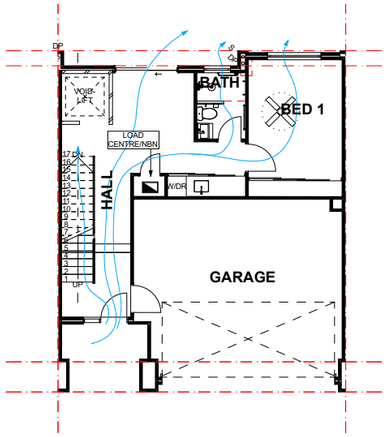


## Ground Floor
Scale 1:100

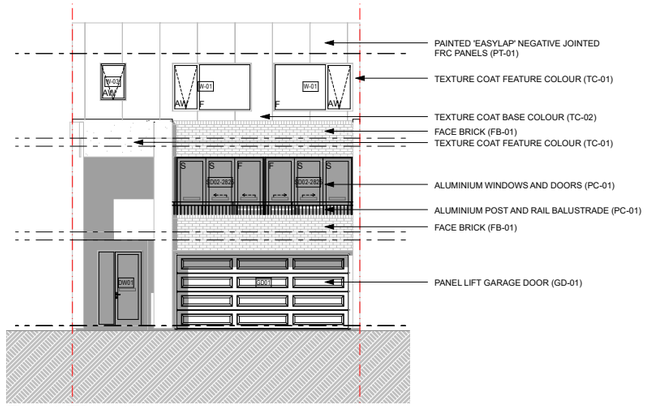


## Front Elevation
Scale 1:100

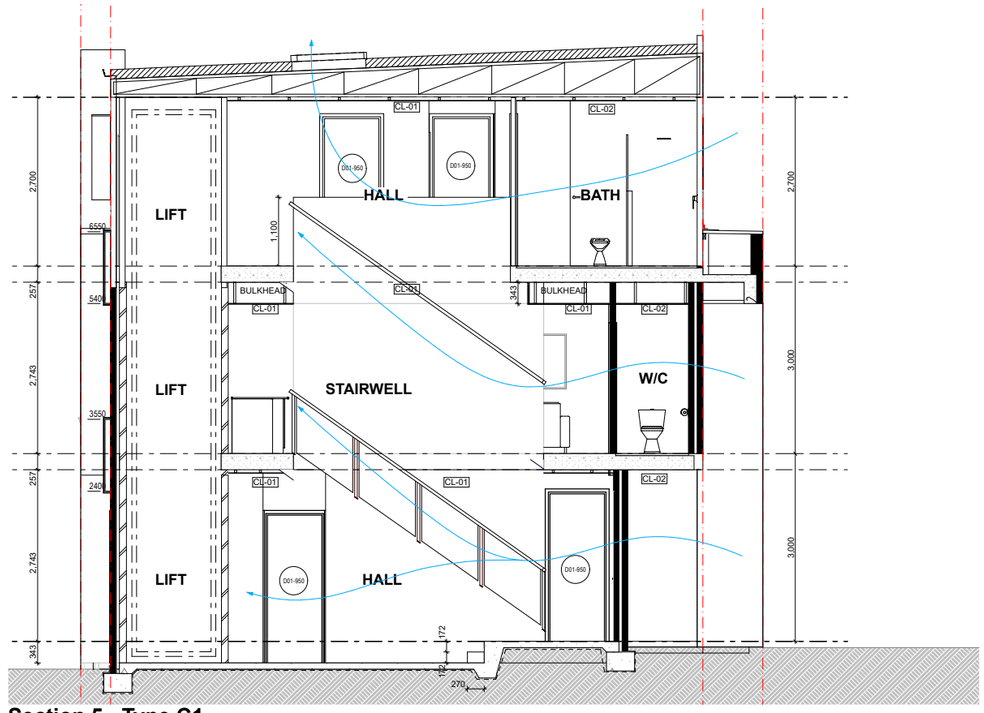


## Section 5 - Type C1
Scale 1:50

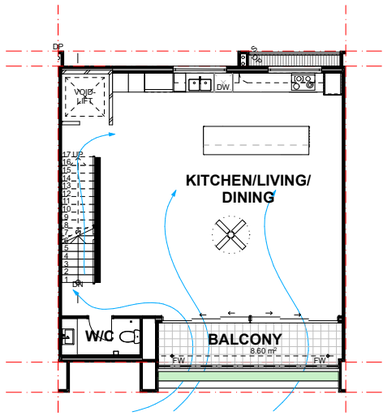


## First Floor
Scale 1:100

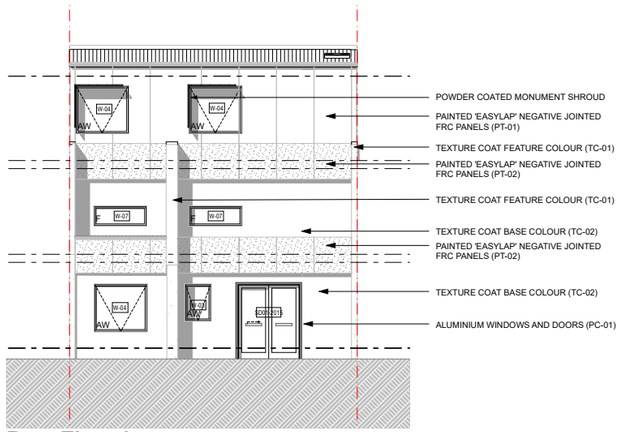


## Rear Elevation
Scale 1:100

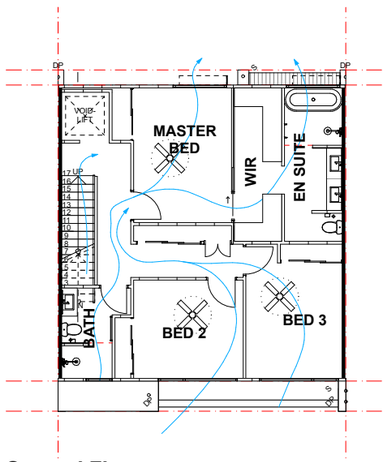


## Second Floor
Scale 1:100

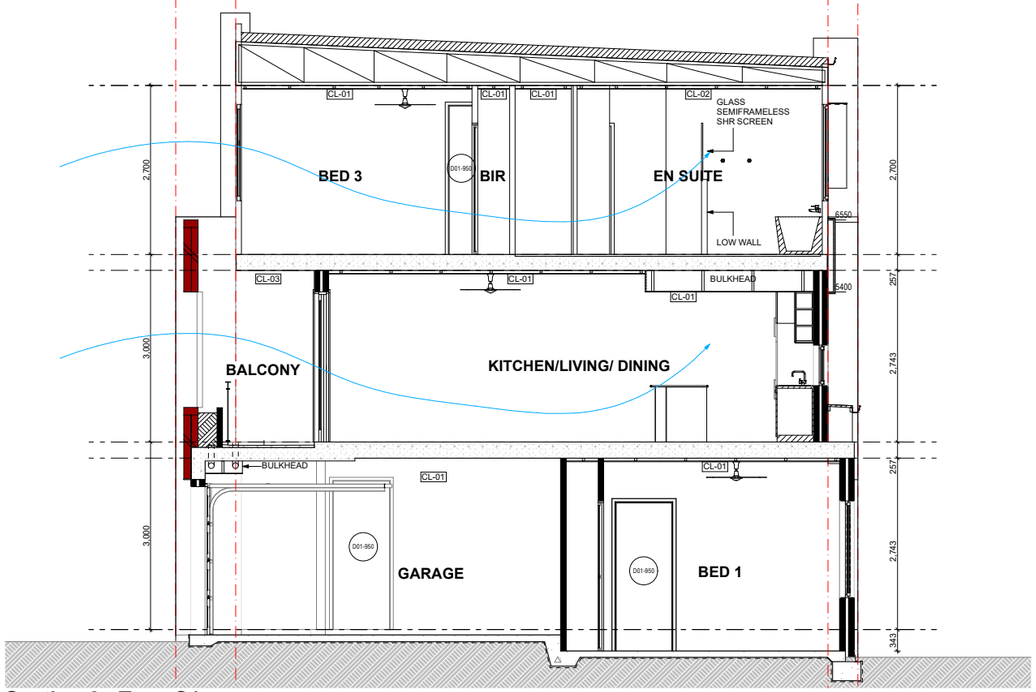


## Section 6 - Type C1
Scale 1:50

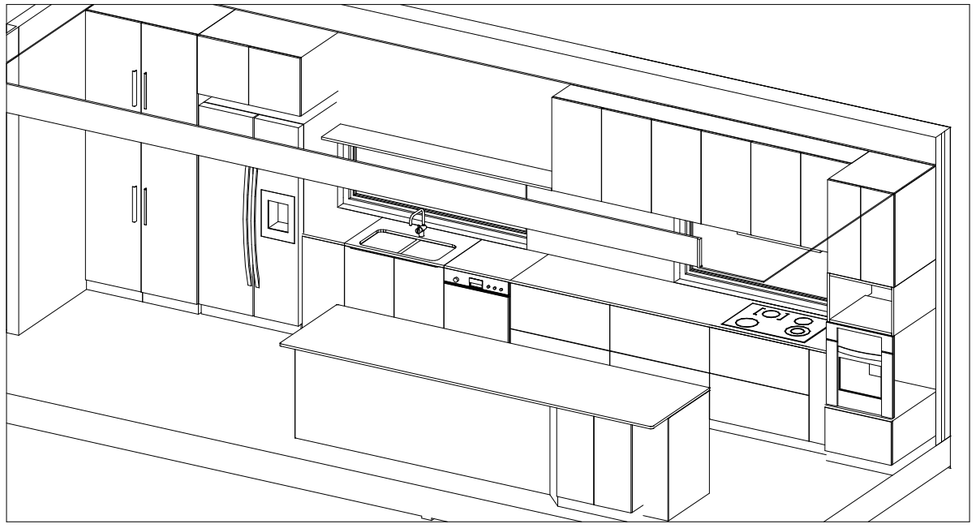

**TYPE C1- Kitchen**
Scale 1:50

Scale 1:50

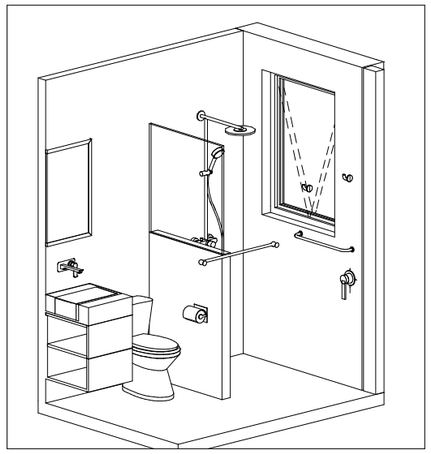

**Type C1-Gr fl Bath**
Scale 1:50

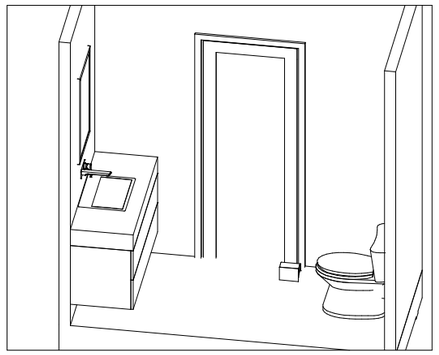

**Type C1-1st fl W/C**
Scale 1:50

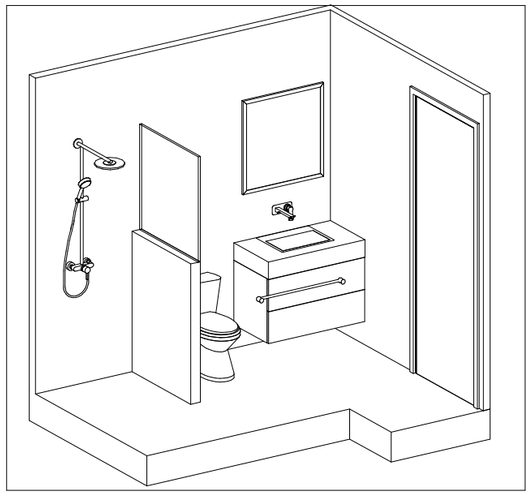




NOTE: GLASS SCREEN IS RAISED 10mm
ABOVE THE TILING

**Type C1-2nd fl Bath**
Scale 1:50

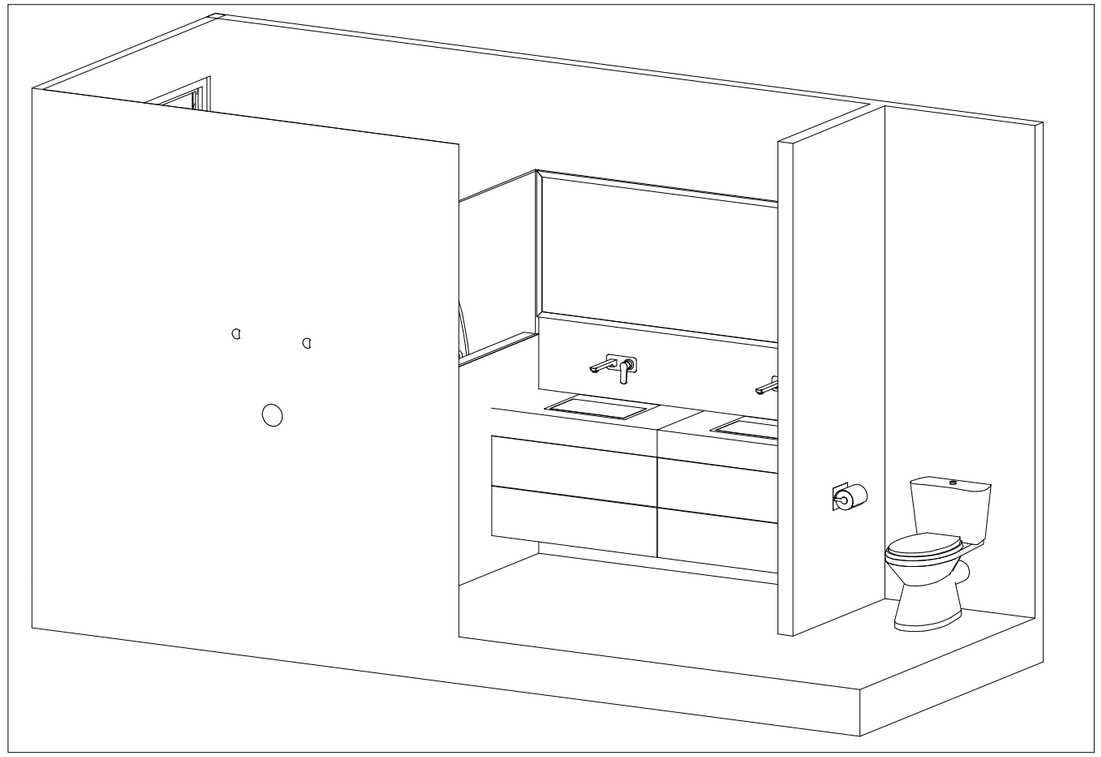

**Type C1- Ensuite**
Scale 1:50

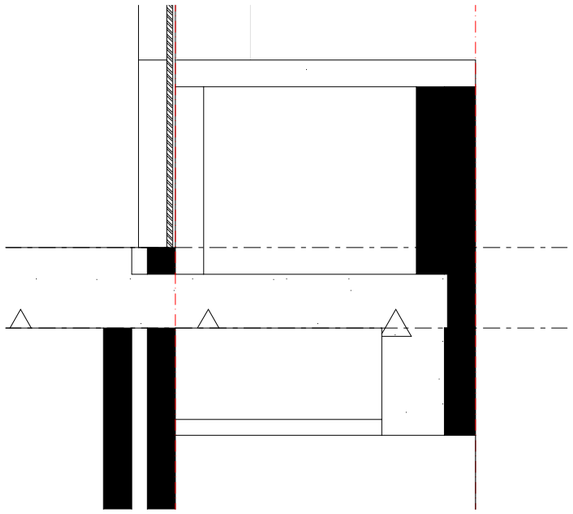

D01 1:10

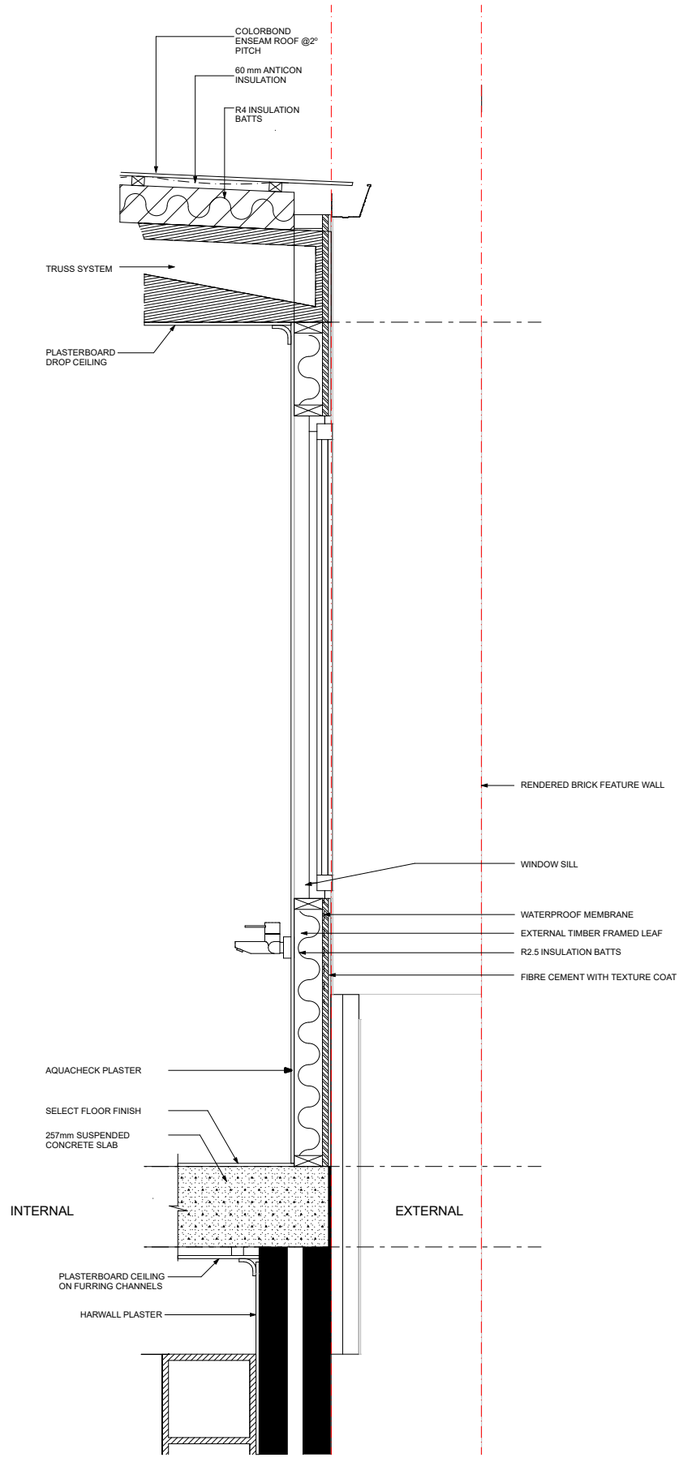


D02 1:10

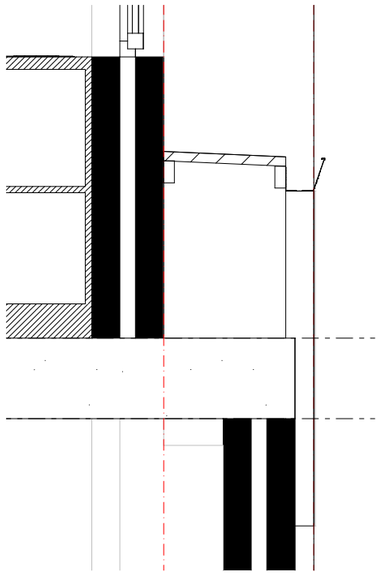

D03 1:10

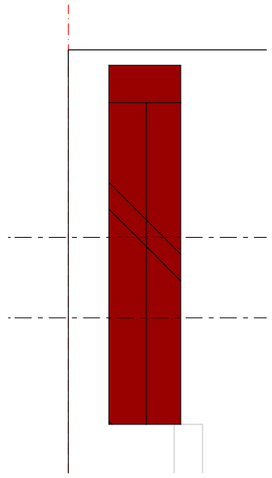

D04 1:10

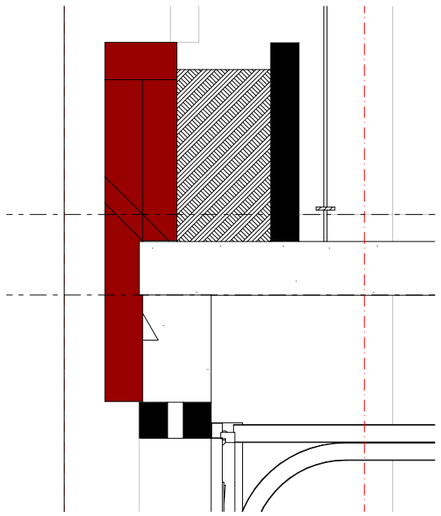

D05 1:10

# COVER

## Building Permit - Unit Type C1

124-126 Lockhart St, Como, WA 6152

**CONTENT**


| | | |
|---|---|---|
| C0.00 | Cover Page | |
| C1.01 | Floor plans | 1:100 |
| C1.02 | Floor plans | 1:100 |
| C2.01 | Elevations and window schedule | 1:50 |
| C3.01 | Sections | 1:50 |
| C3.02 | Stairs + Lift details | 1:50, 1:10 |
| C4.01 | Details | |
| C4.02 | Details | |
| C5.01 | Room Layouts - GF/FF | 1:50, 1:100 |



URBANIZE

(08) 6243 6405

0438420344

urbanize@urbanize.com.au


| DATE | REV | REASON FOR ISSUE | BY |
|---|---|---|---|
| 29.07.26 | - | Re-Issue for Consultants | |
| 26.06.26 | - | Issue for Consultants | |

CONTRACTOR TO CHECK ALL DIMENSIONS & LEVELS ON SITE BEFORE COMMENCING ANY WORK OR PREPARING ANY SHOP DRAWINGS. FIGURED DIMENSIONS TAKE PRECEDENCE OVER MEASUREMENTS MANUALLY SCALED OFF DRAWINGS. LARGE SCALE DWGS TAKE PRECEDENCE OVER SMALLER SCALE DWGS.

COMO TOWNHOUSE DEVELOPMENT
124-126 Lockhart St, Como, WA 6152

Sheet Name

**Cover Page**

**Building Permit**

| | | | |
|---|---|---|---|
| DRAWN | ST | DESIGNED | zz |
| CHECKED | SM | PRINCIPAL | Principal |
| DATE | 29/07/2026 | | |
| PROJECT No. | 630-GRI | DRAWING No. | REV. |
| Scale as shown - Half Scale @ A3 | | C0.00 | Rev A |

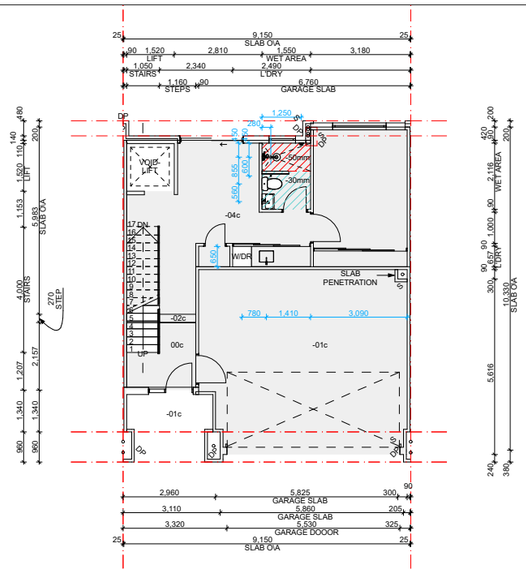


## Ground Floor - Slab Setout Plan
Scale 1:100

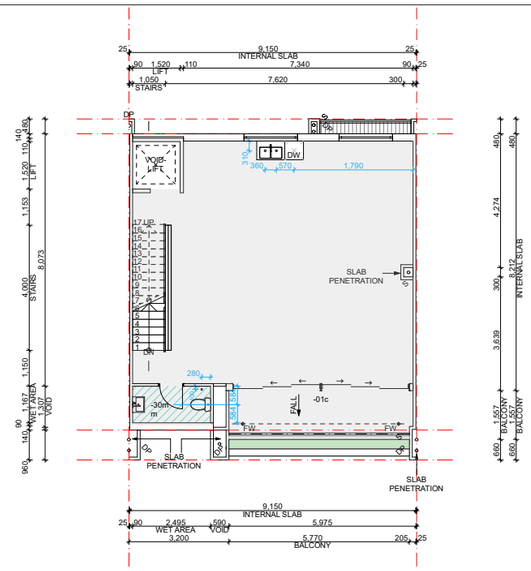


## First Floor - Slab Setout Plan
Scale 1:100

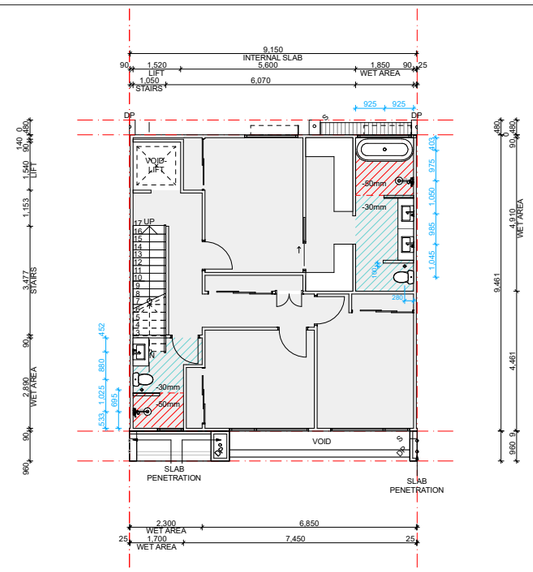


## Second Floor - Slab Setout Plan
Scale 1:100

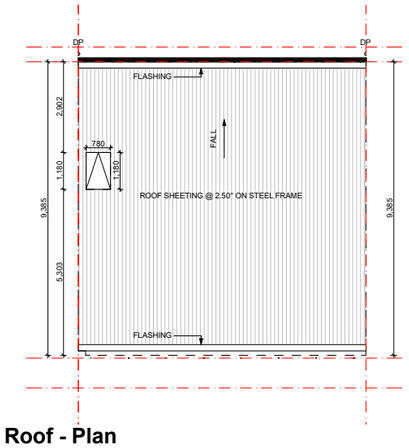


## Roof - Plan
Scale 1:100

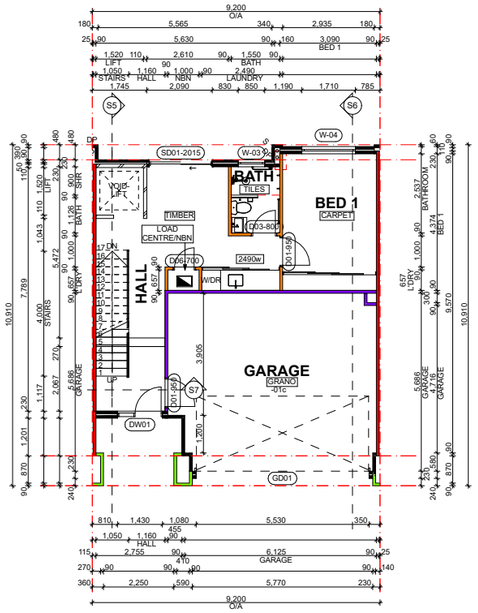


## Ground Floor - Type C1
Scale 1:100

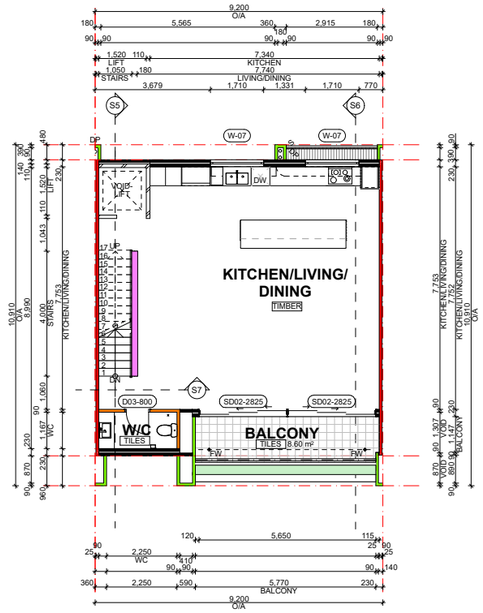


## First Floor - Type C1
Scale 1:100

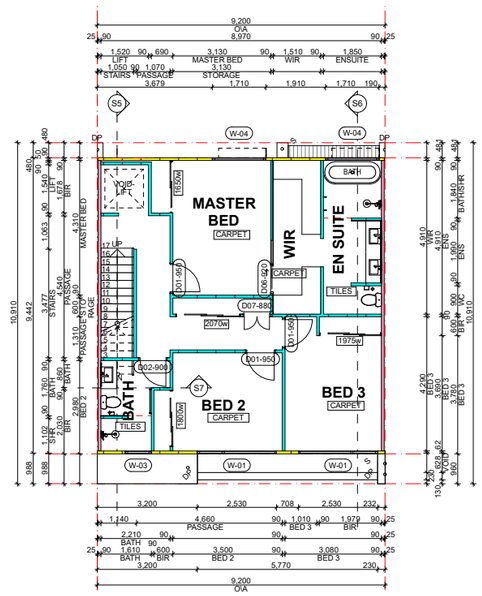


## Second Floor - Type C1
Scale 1:100

| Type C1 | | |
|---|---|---|
| **Floor** | **Category** | **Area (m²)** |
| **Ground floor** | **Total** | **84.4** |
| | Residence | 46.1 |
| | Garage | 38.3 |
| **First floor** | **Total** | **76.3** |
| | Residence | 67.7 |
| | Balcony | 8.6 |
| **Second floor** | **Total** | **74.5** |
| | Residence | 74.5 |
| Summary | **Total Build** | **235.2** |
| **External** | | |
| | External paving | 16.06 |
| | Landscaping | 15.9 |
| | **TOTAL** | **31.96** |

| Wall List | | | | | |
|---|---|---|---|---|---|
| | Type Mark | Type Comments | FRL | Rw | Insulation |
| | WA 011 | 230mm CAVITY STEEL PARTITION WALL + FIRE RATED ACOUSTIC INSULATION + FYRCHEK | TBS | TBS | TBS |
| | WA 010 | 190mm BRICKWORK + HWP | TBS | TBS | TBS |
| | WA 09 | 90mm BRICK RENDER + HWP INTERNAL + RENDERED TEXTURE COAT EXTERNAL | TBS | TBS | TBS |
| | WA 08 (LIFT) | 110mm BRICKWORK + HWP INTERNAL | TBS | TBS | TBS |
| | WA 07 | 230mm CAVITY RENDER PARTITION BRICKS + 70mm HIGH DEMSITY POLSTYENE CAVITY+MAXI BRICK ACOUSTIC FIRE-RATED BRICKWORK | TBS | TBS | TBS |
| | WA 06 | 90mm STEEL FRAME | TBS | TBS | TBS |
| | WA 05 | 90mm STEEL FRAME +SELECTED INSULATION + FC or TIMBER BATTENS + 9mm HARIDE EASYLAP WITH TEXTURE PAINT | TBS | TBS | TBS |
| | WA 04 | 90mm FACE PARTITION BRICK WITH RENDERED TEXTURE COAT | TBS | TBS | TBS |
| | WA 03 | 90mm FACE PARTITITON BRICKWORK WITH HWP INSIDE GARAGE | TBS | TBS | TBS |
| | WA 02 | 90mm PARTITION BRICK + HWP | TBS | TBS | TBS |
| | WA 01 | 230mm CAVITY 90mm MAXI BRICK WITH INTERNAL HWP + MAXI BRICK ACOUSTIC FIRED-RATED BRICKWORK | TBS | TBS | TBS |

**CEILING LEGEND**

XXX / XXX — CEILING MATERIAL TYPE / CORNICE TYPE. REFER ARCH. MATERIALS SCHEDULE

FINISHES HEIGHT ABOVE RESPECTIVE INTERNAL STRUCTURAL FLOOR LEVEL

| | |
|---|---|
| CL-01 | FLUSH JOINT PLASTERBOARD CEILING PAINTEDFINISH |
| CL-02 | FLUSH JOINT MOISTURE RESISTANT PLASTERBOARD CEILING PAINTED FINISH |
| CL-03 | 6MM FIBRE CEMENT NEGATIVE JOINT SOFFIT PAINTED FINISH |

**CEILING NOTES**

1.NOMINATED CEILING HEIGHTS ARE TAKEN FROM RESPECTIVE FLOOR PLAN SFL,U.N.O.

2.ALL INTERNAL PLASTERBOARD CEILINGS AND BULKHEADS FLUSHED AND PAINTED, U.N.O.
REFER INTERIOR SCHEDULE FOR COLOUR.

3.ALL EXTERNAL SOFFIT LINING NEGATIVE JOINTS AND PAINTED,U.N.O.

4.LUMINAIRE SELECTIONS MAY REQUIRE CANISTERS FOR RECESSING INTO CONCRETE SOFFIT BUILDER TO ALLOW.

5.PLASTERBOARD CEILINGS WITHIN WET AREAS AND EXTERNAL ARE TO BE MOISTURE RESISTANT.

6.WHERE THERE IS A DROP CEILING TO A HIGH CEILING CORNICE TO THE HIGH CEILING ONLY SQUARE-SET CORNICE FOR DROP CEILING (ie . KITCHENS, ROBES WITH SLIDING DOORS & LAUNDRY CUPBOARDS).

7.CORNICES TO FULL CEILING PERIMETER INCLUDING WHERE CEILING MEETS BULKHEAD/DROPPED CEILINGS EXCEPTIONS AS BELOW:
- WHERE CABINET TOPS FINISH AT CEILING LEVEL STOP CORNICE AT CABINET TOP TRIMS/SCRIBER (DO NOT CONTINUE IN FRONT OF TOP TRIMS)
- WHERE THERE IS A BLIND RECESS

8.REFER TO SERVICE CONSULTANT DRAWINGS FOR FULL EXTENT OF ELECTRICAL AND
MECHANICAL SERVICES INCLUDING:

- LIGHTING LAYOUT
- POWER, DATE AND COMMS
- DRY FIRE SERVICE EQUIPMENT
- MECHANICAL SERVICES
- CEILING ACCESS PANELS FOR SERVICES WITHIN CEILING SPACE
- WET AREA EXHAUST

URBANIZE
(08) 6243 6405
0438420344
urbanize@urbanize.com.au

| DATE | REV | REASON FOR ISSUE | BY |
|---|---|---|---|
| 29.07.26 | - | Re-Issue for Consultants | |
| 26.06.26 | - | Issue for Consultants | |

CONTRACTOR TO CHECK ALL DIMENSIONS & LEVELS ON SITE BEFORE COMMENCING ANY WORK OR PREPARING ANY SHOP DRAWINGS. FIGURED DIMENSIONS TAKE PRECEDENCE OVER MEASUREMENTS MANUALLY SCALED OFF DRAWINGS. LARGE SCALE DWGS TAKE PRECEDENCE OVER SMALLER SCALE DWGS.

COMO TOWNHOUSE DEVELOPMENT
124-126 Lockhart St, Como, WA 6152

Sheet Name
**Floor plans**

**Building Permit**

| | | | |
|---|---|---|---|
| DRAWN | ST | DESIGNED | zz |
| CHECKED | SM | PRINCIPAL | Principal |
| DATE | 29/07/2026 | | |
| PROJECT No. | 630-GRI | DRAWING No. | C1.01 |
| Scale as shown - Half Scale @ A3 | | REV. | Rev A |

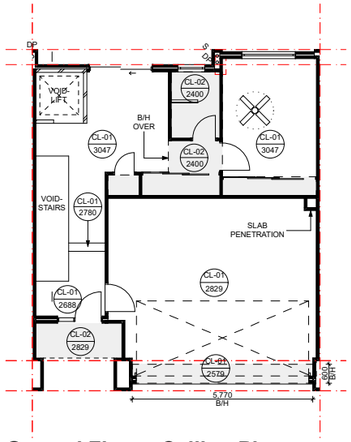


## Ground Floor - Ceiling Plan
Scale 1:100

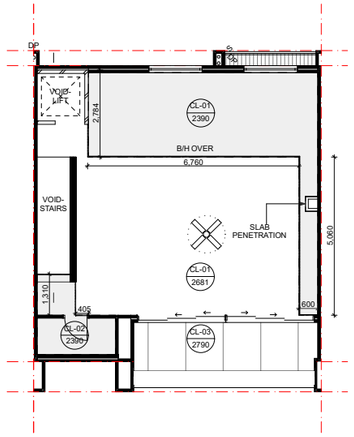


## First Floor - Ceiling Plan
Scale 1:100

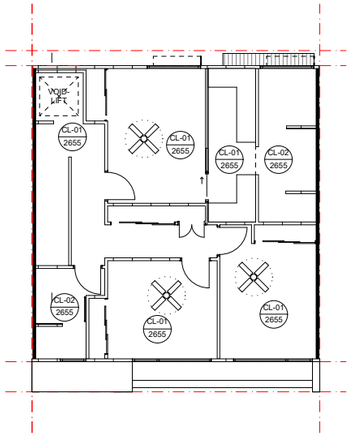


## Second Floor - Ceiling Plan
Scale 1:100

| Type C1 | | |
|---|---|---|
| **Floor** | **Category** | **Area (m²)** |
| **Ground floor** | **Total** | **84.4** |
| | Residence | 46.1 |
| | Garage | 38.3 |
| **First floor** | **Total** | **76.3** |
| | Residence | 67.7 |
| | Balcony | 8.6 |
| **Second floor** | **Total** | **74.5** |
| | Residence | 74.5 |
| Summary | **Total Build** | **235.2** |
| **External** | | |
| | External paving | 16.06 |
| | Landscaping | 15.9 |
| | **TOTAL** | **31.96** |

**CEILING LEGEND**

XXX
XXX

CEILING MATERIAL TYPE / CORNICE TYPE. REFER ARCH. MATERIALS SCHEDULE

FINISHES HEIGHT ABOVE RESPECTIVE INTERNAL STRUCTURAL FLOOR LEVEL

| | |
|---|---|
| CL-01 | FLUSH JOINT PLASTERBOARD CEILING PAINTEDFINISH |
| CL-02 | FLUSH JOINT MOISTURE RESISTANT PLASTERBOARD CEILING PAINTED FINISH |
| CL-03 | 6MM FIBRE CEMENT NEGATIVE JOINT SOFFIT PAINTED FINISH |

**CEILING NOTES**

1.NOMINATED CEILING HEIGHTS ARE TAKEN FROM RESPECTIVE FLOOR PLAN SFL,U.N.O.

2.ALL INTERNAL PLASTERBOARD CEILINGS AND BULKHEADS FLUSHED AND PAINTED, U.N.O.
REFER INTERIOR SCHEDULE FOR COLOUR.

3.ALL EXTERNAL SOFFIT LINING NEGATIVE JOINTS AND PAINTED,U.N.O.

4.LUMINAIRE SELECTIONS MAY REQUIRE CANISTERS FOR RECESSING INTO CONCRETE SOFFIT BUILDER TO ALLOW.

5.PLASTERBOARD CEILINGS WITHIN WET AREAS AND EXTERNAL ARE TO BE MOISTURE RESISTANT.

6.WHERE THERE IS A DROP CEILING TO A HIGH CEILING CORNICE TO THE HIGH CEILING ONLY SQUARE-SET CORNICE FOR DROP CEILING (ie . KITCHENS, ROBES WITH SLIDING DOORS & LAUNDRY CUPBOARDS)

7.CORNICES TO FULL CEILING PERIMETER INCLUDING WHERE CEILING MEETS BULKHEAD/DROPPED CEILINGS EXCEPTIONS AS BELOW:
- WHERE CABINET TOPS FINISH AT CEILING LEVEL STOP CORNICE AT CABINET TOP TRIMS/SCRIBER (DO NOT CONTINUE IN FRONT OF TOP TRIMS)
- WHERE THERE IS A BLIND RECESS

8.REFER TO SERVICE CONSULTANT DRAWINGS FOR FULL EXTENT OF ELECTRICAL AND
MECHANICAL SERVICES INCLUDING:

- LIGHTING LAYOUT
- POWER, DATE AND COMMS
- DRY FIRE SERVICE EQUIPMENT
- MECHANICAL SERVICES
- CEILING ACCESS PANELS FOR SERVICES WITHIN CEILING SPACE
- WET AREA EXHAUST

URBANIZE
(08) 6243 6405
0438420344
urbanize@urbanize.com.au

| DATE | REV | REASON FOR ISSUE | BY |
|---|---|---|---|
| 29.07.26 | - | Re-Issue for Consultants | |
| 26.06.26 | - | Issue for Consultants | |

CONTRACTOR TO CHECK ALL DIMENSIONS & LEVELS ON SITE BEFORE COMMENCING ANY WORK OR PREPARING ANY SHOP DRAWINGS. FIGURED DIMENSIONS TAKE PRECEDENCE OVER MEASUREMENTS MANUALLY SCALED OFF DRAWINGS.
LARGE SCALE DWGS TAKE PRECEDENCE OVER SMALLER SCALE DWGS.

COMO TOWNHOUSE DEVELOPMENT
124-126 Lockhart St, Como, WA 6152

Sheet Name
**Floor plans**

**Building Permit**

| | | | |
|---|---|---|---|
| DRAWN | ST | DESIGNED | zz |
| CHECKED | SM | PRINCIPAL | Principal |
| DATE | 29/07/2026 | | |
| PROJECT No. | 630-GRI | DRAWING No. | REV. |
| **Scale as shown - Half Scale @ A3** | | **C1.02** | Rev A |

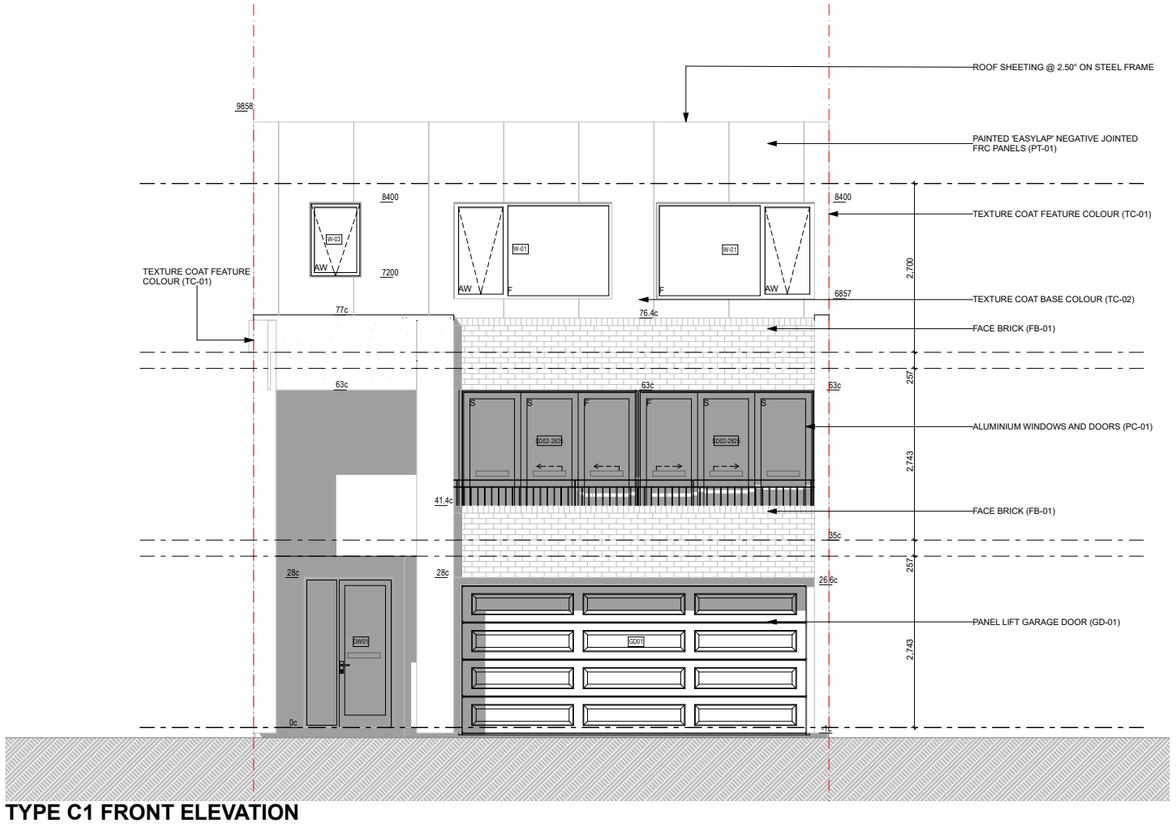


## TYPE C1 FRONT ELEVATION
Scale 1:50

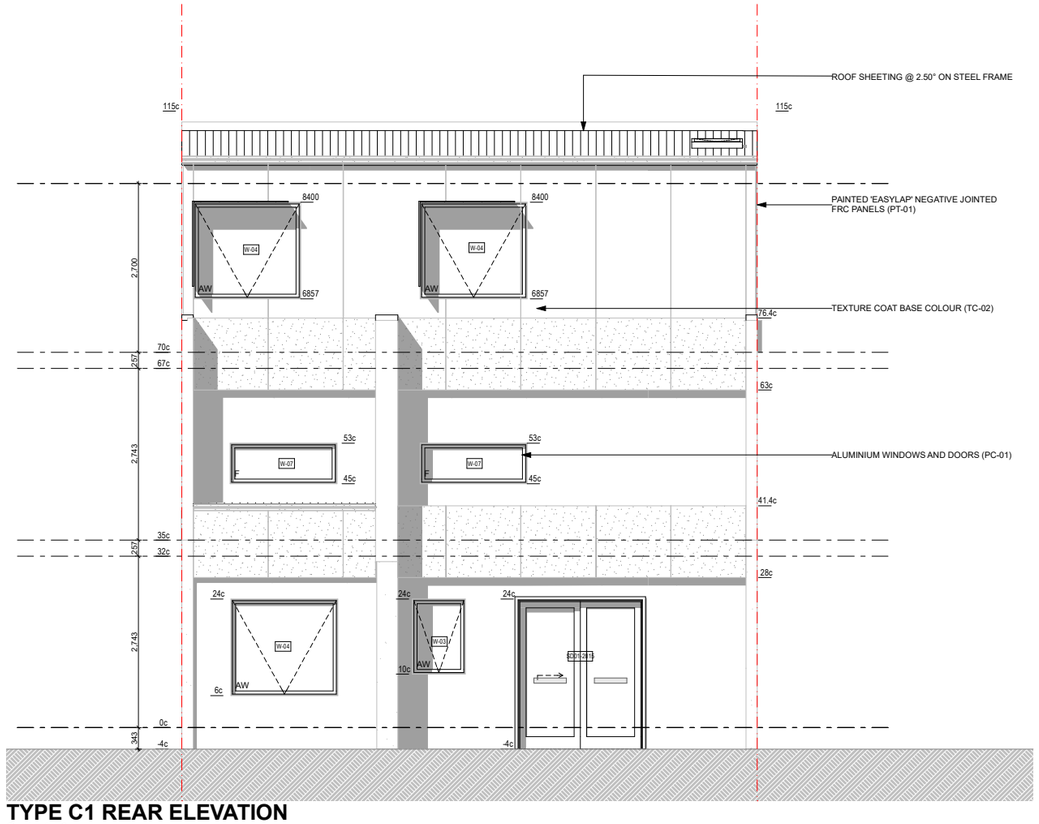


## TYPE C1 REAR ELEVATION
Scale 1:50

| Door & Window Schedule | | | | | | | |
|---|---|---|---|---|---|---|---|
| Storey | Item | Qty | Type | Frame | Nominal W x H Size | Glazing | Remarks |
| Ground Floor | | | | | | | |
| | D01-950 | 2 | Internal door | Steel | 950×2,400 | GL-01 | |
| | D03-800 | 1 | Internal door | Steel | 800×2,400 | GL-01 | |
| | D06-700 | 1 | Internal door | Steel | 700×2,400 | GL-01 | NBN CABINET |
| | DW01 | 1 | Entry door | Steel | 1,430×2,400 | GL-01 | |
| | GD01 | 1 | Garage door | Steel | 5,530×2,400 | GL-01 | |
| | SD01-2015 | 1 | External slider | Aluminium | 2,015×2,400 | GL-01 | |
| | W-03 | 1 | Awning window | Aluminium | 850×1,200 | GL-01 | |
| | W-04 | 1 | Awning window | Aluminium | 1,710×1,543 | GL-01 | |
| First Floor | | | | | | | |
| | D03-800 | 1 | Internal door | Steel | 800×2,400 | GL-01 | |
| | SD02-2825 | 2 | External slider | Steel | 2,825×2,400 | GL-01 | |
| | W-07 | 2 | Fixed window | Aluminium | 1,710×650 | GL-01 | |
| Second Floor | | | | | | | |
| | D01-950 | 3 | Internal door | Steel | 950×2,400 | GL-01 | |
| | D02-900 | 1 | Internal door | Steel | 900×2,400 | GL-01 | |
| | D06-920 | 1 | Cavity slider | Steel | 920×2,100 | GL-01 | |
| | D07-880 | 1 | Internal door | Steel | 880×2,100 | GL-01 | STORAGE |
| | W-01 | 2 | Awning window | Aluminium | 2,530×1,543 | GL-01 | |
| | W-03 | 1 | Awning window | Aluminium | 830×1,200 | GL-01 | |
| | W-04 | 2 | Awning window | Aluminium | 1,710×1,543 | GL-01 | |
| Roof | | | | | | | |
| | SKY - 001 | 1 | Awning window | Aluminium | --- | GL-01 | SKYLIGHT |

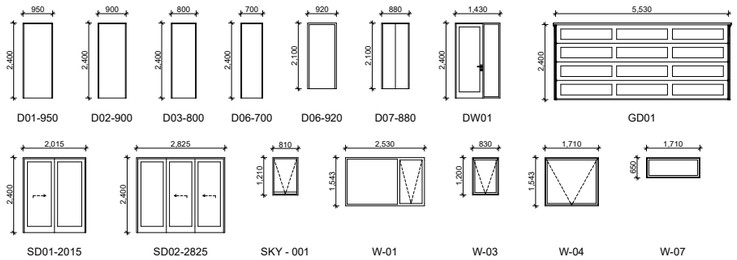


ALL SLIDING DOORS ARE TO BE PROVIDED AN OPAQUE BAND TO ABCB HOUSING PROVISIONS 2022 SECTION 8.4.7

**CEILING LEGEND**

XXX / XXX — CEILING MATERIAL TYPE / CORNICE TYPE. REFER ARCH. MATERIALS SCHEDULE; FINISHES HEIGHT ABOVE RESPECTIVE INTERNAL STRUCTURAL FLOOR LEVEL

| | |
|---|---|
| CL-01 | FLUSH JOINT PLASTERBOARD CEILING PAINTEDFINISH |
| CL-02 | FLUSH JOINT MOISTURE RESISTANT PLASTERBOARD CEILING PAINTED FINISH |
| CL-03 | 6MM FIBRE CEMENT NEGATIVE JOINT SOFFIT PAINTED FINISH |

URBANIZE
(08) 6243 6405
0438420344
urbanize@urbanize.com.au

| DATE | REV | REASON FOR ISSUE | BY |
|---|---|---|---|
| 29.07.26 | - | Re-Issue for Consultants | |
| 26.06.26 | - | Issue for Consultants | |

CONTRACTOR TO CHECK ALL DIMENSIONS & LEVELS ON SITE BEFORE COMMENCING ANY WORK OR PREPARING ANY SHOP DRAWINGS. FIGURED DIMENSIONS TAKE PRECEDENCE OVER MEASUREMENTS MANUALLY SCALED OFF DRAWINGS. LARGE SCALE DWGS TAKE PRECEDENCE OVER SMALLER SCALE DWGS.

COMO TOWNHOUSE DEVELOPMENT
124-126 Lockhart St, Como, WA 6152

Sheet Name
**Elevations and window schedule**

**Building Permit**

| | | | |
|---|---|---|---|
| DRAWN | ST | DESIGNED | zz |
| CHECKED | SM | PRINCIPAL | Principal |
| DATE | 29/07/2026 | | |
| PROJECT No. | 630-GRI | DRAWING No. | REV. |
| Scale as shown - Half Scale @ A3 | | C2.01 | Rev A |

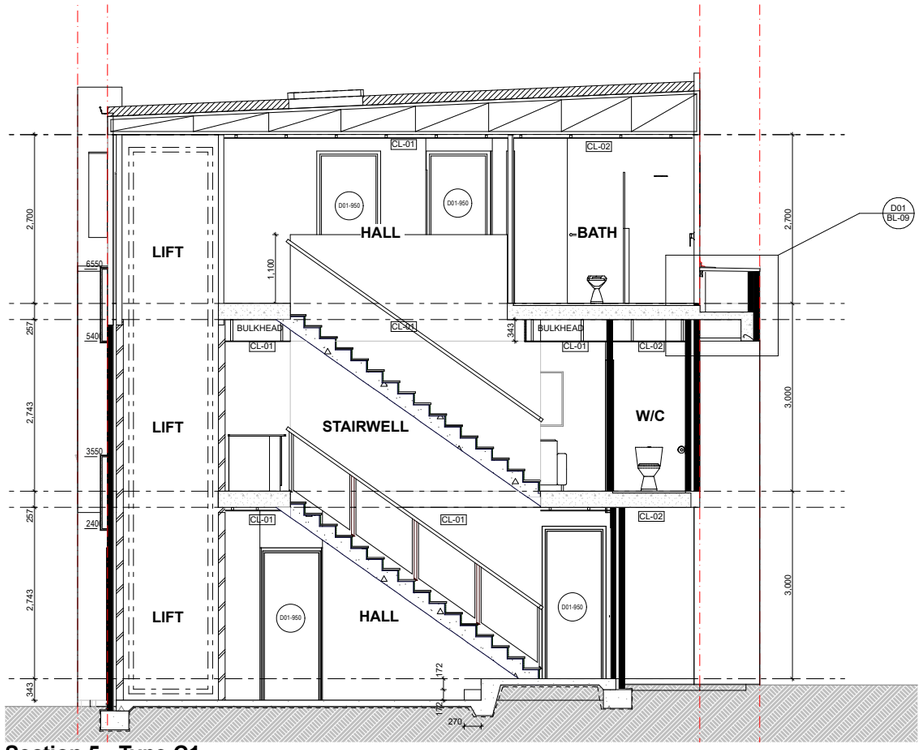


## Section 5 - Type C1

Scale 1:50

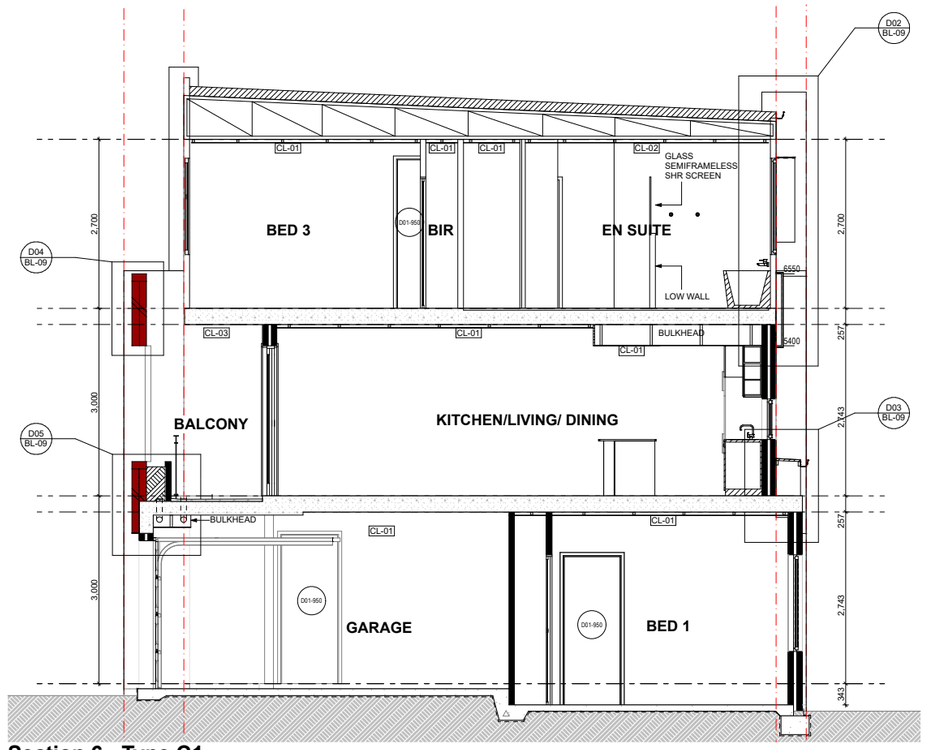


## Section 6 - Type C1

Scale 1:50

ALL SLIDING DOORS ARE TO BE PROVIDED AN OPAQUE BAND TO ABCB HOUSING PROVISIONS 2022 SECTION 8.4.7

**CEILING LEGEND**

XXX / XXX — CEILING MATERIAL TYPE / CORNICE TYPE. REFER ARCH. MATERIALS SCHEDULE; FINISHES HEIGHT ABOVE RESPECTIVE INTERNAL STRUCTURAL FLOOR LEVEL

| | |
|---|---|
| CL-01 | FLUSH JOINT PLASTERBOARD CEILING PAINTEDFINISH |
| CL-02 | FLUSH JOINT MOISTURE RESISTANT PLASTERBOARD CEILING PAINTED FINISH |
| CL-03 | 6MM FIBRE CEMENT NEGATIVE JOINT SOFFIT PAINTED FINISH |

URBANIZE
(08) 6243 6405
0438420344
urbanize@urbanize.com.au

| DATE | REV | REASON FOR ISSUE | BY |
|---|---|---|---|
| 29.07.26 | - | Re-Issue for Consultants | |
| 26.06.26 | - | Issue for Consultants | |

CONTRACTOR TO CHECK ALL DIMENSIONS & LEVELS ON SITE BEFORE COMMENCING ANY WORK OR PREPARING ANY SHOP DRAWINGS. FIGURED DIMENSIONS TAKE PRECEDENCE OVER MEASUREMENTS MANUALLY SCALED OFF DRAWINGS. LARGE SCALE DWGS TAKE PRECEDENCE OVER SMALLER SCALE DWGS.

COMO TOWNHOUSE DEVELOPMENT
124-126 Lockhart St, Como, WA 6152

Sheet Name

**Sections**

**Building Permit**

| | | | |
|---|---|---|---|
| DRAWN | ST | DESIGNED | zz |
| CHECKED | SM | PRINCIPAL | Principal |
| DATE | 29/07/2026 | | |
| PROJECT No. | 630-GRI | DRAWING No. | REV. |
| Scale as shown - Half Scale @ A3 | | C3.01 | Rev A |

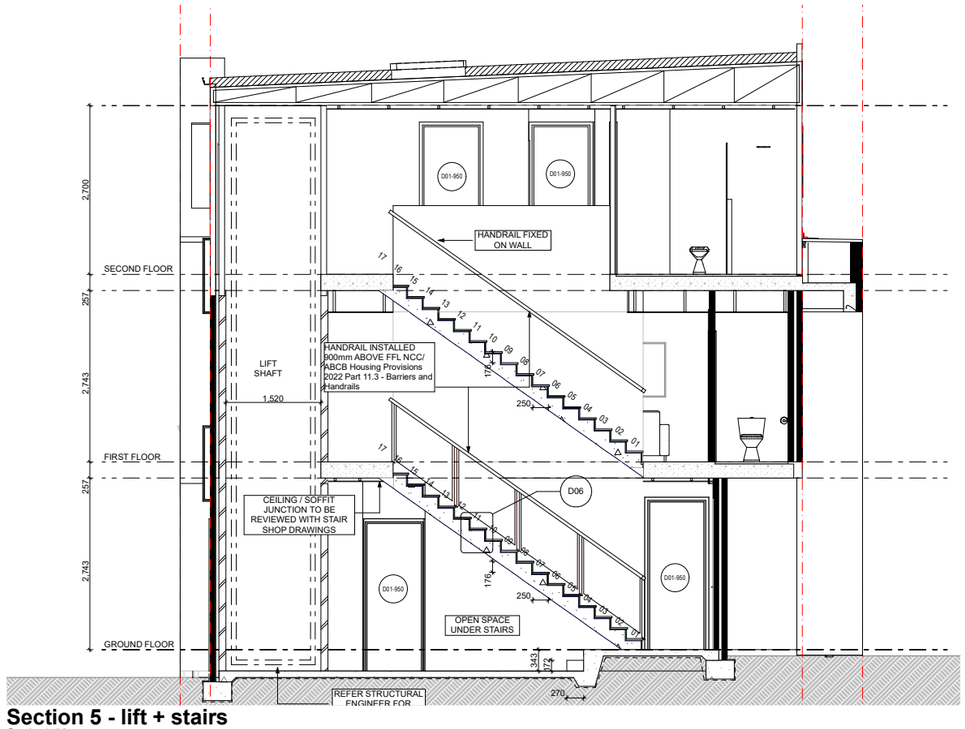


## Section 5 - lift + stairs
Scale 1:50

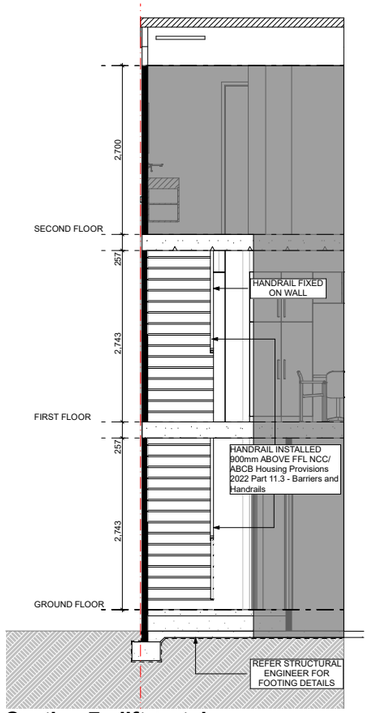


## Section 7 - lift + stairs
Scale 1:50

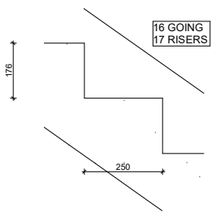


## STAIRS DETAIL
Scale 1:10

| Stair | | | |
|---|---|---|---|
| Stair construction is in accordance with NCC/ ABCB Housing Provisions 2022 Part 11.2 - Stairways and Ramp construction | | | |
| Riser | Max | Min | Actual |
| | 190mm | 115mm | 176mm |
| Going | Max | Min | Actual |
| | 355mm | 140mm | 250mm |
| Slope relationship (2R+G) | | | |
| | Max | Min | Actual |
| | 700mm | 550mm | 602mm |

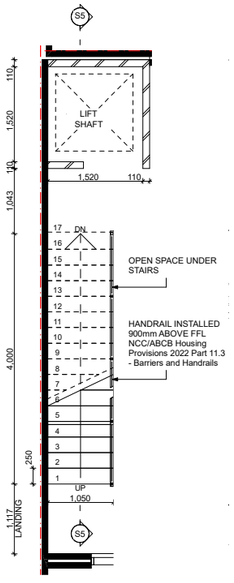


## Ground Floor
Scale 1:50

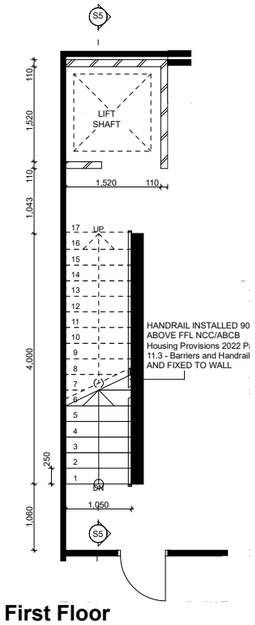


## First Floor
Scale 1:50

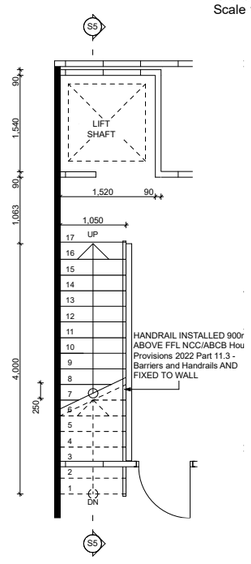


## Second Floor
Scale 1:50

URBANIZE
(08) 6243 6405
0438420344
urbanize@urbanize.com.au

| DATE | REV | REASON FOR ISSUE | BY |
|---|---|---|---|
| 29.07.26 | - | Re-Issue for Consultants | |
| 26.06.26 | - | Issue for Consultants | |

CONTRACTOR TO CHECK ALL DIMENSIONS & LEVELS ON SITE BEFORE COMMENCING ANY WORK OR PREPARING ANY SHOP DRAWINGS. FIGURED DIMENSIONS TAKE PRECEDENCE OVER MEASUREMENTS MANUALLY SCALED OFF DRAWINGS. LARGE SCALE DWGS TAKE PRECEDENCE OVER SMALLER SCALE DWGS.

COMO TOWNHOUSE DEVELOPMENT
124-126 Lockhart St, Como, WA 6152

Sheet Name
**Stairs + Lift details**

**Building Permit**

| | | | |
|---|---|---|---|
| DRAWN | ST | DESIGNED | zz |
| CHECKED | SM | PRINCIPAL | Principal |
| DATE | 29/07/2026 | | |
| PROJECT No. | 630-GRI | DRAWING No. | C3.02 |
| Scale as shown - Half Scale @ A3 | | REV. | Rev A |

URBANIZE
(08) 6243 6405
0438420344
urbanize@urbanize.com.au

| DATE | REV | REASON FOR ISSUE | BY |
|---|---|---|---|
| 29.07.26 | - | Re-Issue for Consultants | |
| 26.06.26 | - | Issue for Consultants | |

CONTRACTOR TO CHECK ALL DIMENSIONS & LEVELS ON SITE BEFORE COMMENCING ANY WORK OR PREPARING ANY SHOP DRAWINGS.
FIGURED DIMENSIONS TAKE PRECEDENCE OVER MEASUREMENTS MANUALLY SCALED OFF DRAWINGS.
LARGE SCALE DWGS TAKE PRECEDENCE OVER SMALLER SCALE DWGS.

COMO TOWNHOUSE DEVELOPMENT
124-126 Lockhart St, Como, WA 6152

Sheet Name
**Details**

**Building Permit**

| | | | |
|---|---|---|---|
| DRAWN | ST | DESIGNED | zz |
| CHECKED | SM | PRINCIPAL | Principal |
| DATE | 29/07/2026 | | |
| PROJECT No. | 630-GRI | DRAWING No. | C4.01 |
| Scale as shown - Half Scale @ A3 | | REV. | Rev A |

URBANIZE
(08) 6243 6405
0438420344
urbanize@urbanize.com.au

| DATE | REV | REASON FOR ISSUE | BY |
|---|---|---|---|
| 29.07.26 | - | Re-Issue for Consultants | |
| 26.06.26 | - | Issue for Consultants | |

CONTRACTOR TO CHECK ALL DIMENSIONS & LEVELS ON SITE BEFORE COMMENCING ANY WORK OR PREPARING ANY SHOP DRAWINGS.
FIGURED DIMENSIONS TAKE PRECEDENCE OVER MEASUREMENTS MANUALLY SCALED OFF DRAWINGS.
LARGE SCALE DWGS TAKE PRECEDENCE OVER SMALLER SCALE DWGS.

COMO TOWNHOUSE DEVELOPMENT
124-126 Lockhart St, Como, WA 6152

Sheet Name
**Details**

**Building Permit**

| | | | |
|---|---|---|---|
| DRAWN | ST | DESIGNED | zz |
| CHECKED | SM | PRINCIPAL | Principal |
| DATE | 29/07/2026 | | |
| PROJECT No. | 630-GRI | DRAWING No. | REV. |
| Scale as shown - Half Scale @ A3 | | C4.02 | Rev A |

NOTE: GLASS SCREEN IS RAISED 10mm ABOVE THE TILING

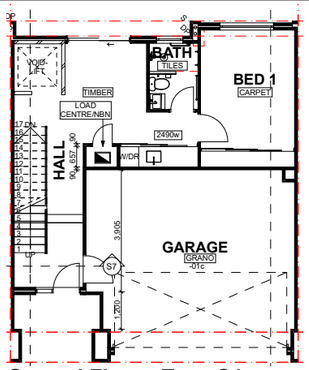


## Ground Floor - Type C1
Scale 1:100

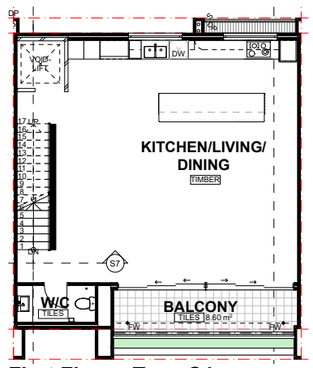


## First Floor - Type C1
Scale 1:100

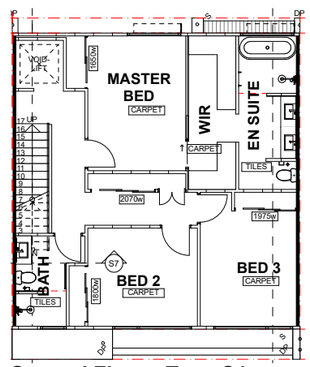


## Second Floor - Type C1
Scale 1:100

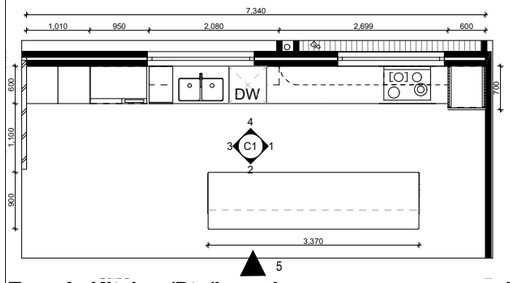


## Type A- Kitchen/Pty/Laundry
Scale 1:50

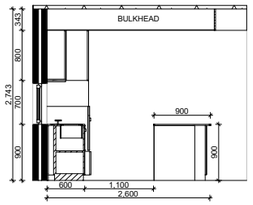


## Kitchen 1
Scale 1:50

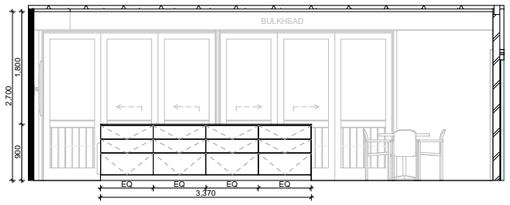


## Kitchen 2
Scale 1:50

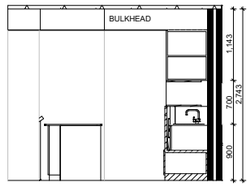


## Kitchen 3
Scale 1:50

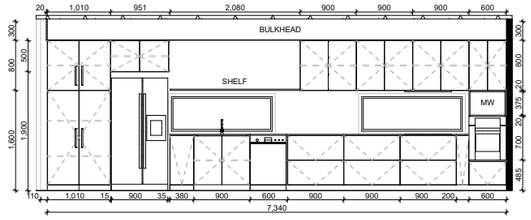


## Kitchen 4
Scale 1:50

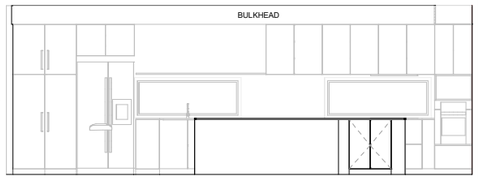


## Kitchen 5
Scale 1:50

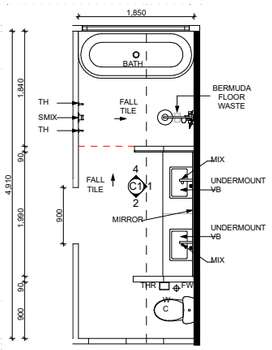


## Type C1- Ensuite
Scale 1:50

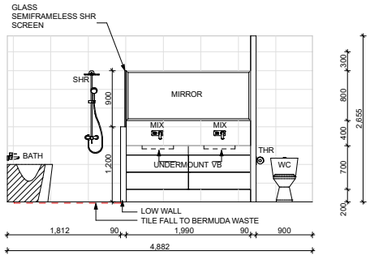


## Ensuite 01
Scale 1:50




## Ensuite 02
Scale 1:50

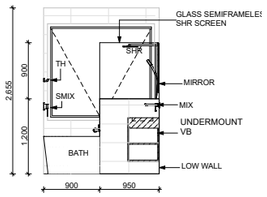


## Ensuite 03
Scale 1:50

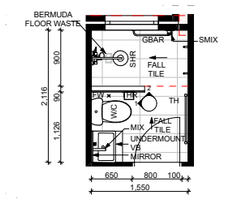


## Type A - GF Bath
Scale 1:50

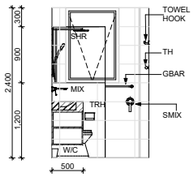


## GF Bath 01
Scale 1:50

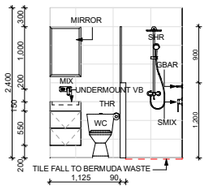


## GF Bath 02
Scale 1:50

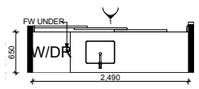


## Type A - GF Laundry
Scale 1:50

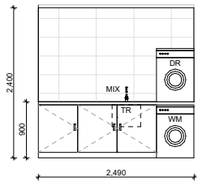


## GF Laundry 01
Scale 1:50

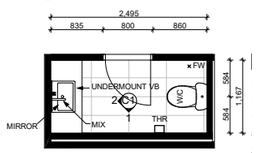


## Type C1- FF floor W/C
Scale 1:50

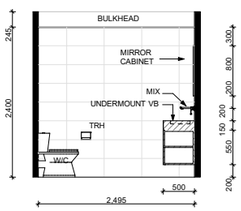


## FF WC 01
Scale 1:50

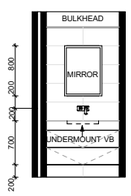


## FF WC 02
Scale 1:50

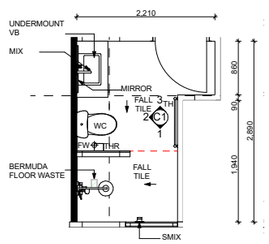


## Type C1-2F Bath
Scale 1:50

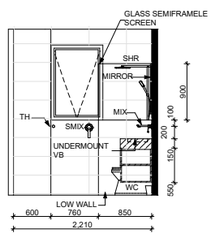


## 2F Bath 01
Scale 1:50

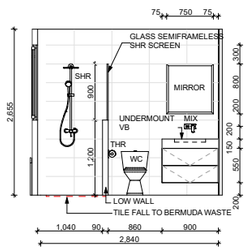


## 2F Bath 02
Scale 1:50

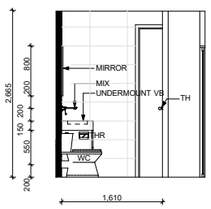


## 2F Bath 03
Scale 1:50

URBANIZE
(08) 6243 6405
0438420344
urbanize@urbanize.com.au

| DATE | REV | REASON FOR ISSUE | BY |
|---|---|---|---|
| 29.07.26 | - | Re-Issue for Consultants | |
| 26.06.26 | - | Issue for Consultants | |

CONTRACTOR TO CHECK ALL DIMENSIONS & LEVELS ON SITE BEFORE COMMENCING ANY WORK OR PREPARING ANY SHOP DRAWINGS. FIGURED DIMENSIONS TAKE PRECEDENCE OVER MEASUREMENTS MANUALLY SCALED OFF DRAWINGS. LARGE SCALE DWGS TAKE PRECEDENCE OVER SMALLER SCALE DWGS.

COMO TOWNHOUSE DEVELOPMENT
124-126 Lockhart St, Como, WA 6152

Sheet Name
**Room Layouts - GF/FF**

**Building Permit**

| | | | |
|---|---|---|---|
| DRAWN | ST | DESIGNED | zz |
| CHECKED | SM | PRINCIPAL | Principal |
| DATE | 29/07/2026 | | |
| PROJECT No. | 630-GRI | DRAWING No. | C5.01 |
| Scale as shown - Half Scale @ A3 | | REV. | Rev A |